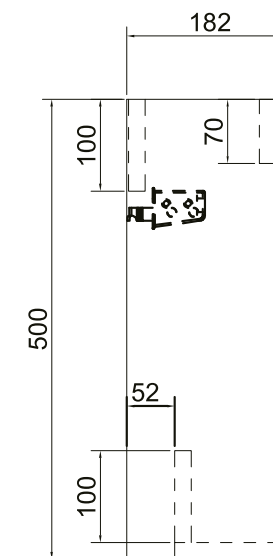
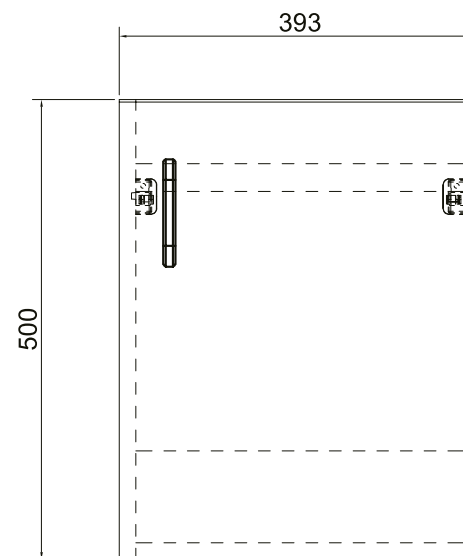



# Carson 400mm 1 Door Wall Mounted Unit


<b>RANGE</b>	Carson
<b>CODE(S)</b>	MSFCA40WMGR MSFCA40WMWH MSFCA45BA
<b>SIZE (MM)</b>	H 635 x W 450 x D 275 inc. Basin
<b>FINISH</b>	Matt/Gloss
<b>BASIN MATERIAL</b>	Ceramic
<b>TAP HOLE(S)</b>	One
<b>NET WEIGHT</b>	Unit: 12.3 Kg , Basin: 7.25 Kg
<b>ADDITIONAL INFORMATION</b>	<ul style="list-style-type: none"> <li>Compatible with 450mm 1th Ceramic Basin</li> <li>No Overflow, needs Unslotted Waste</li> </ul>



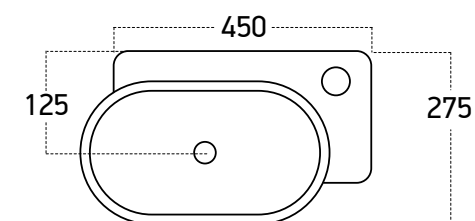
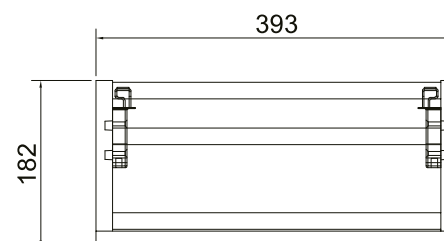
## COLOUR OPTIONS:



White  
Gloss



Grey  
Matt



The information contained on this page was correct at date of issue. Fitting dimensions are provided as a guide only. Some variation may occur due to manufacturing tolerances. We pursue a policy of continuing improvement in design and performance of our products and so reserve the right to change specifications without prior notice.